

42

Technical specification

L A G O O N

Contents

TECHNICAL DATAS	3
CONSTRUCTION.....	4
SAILS AND RIGGINGS	4
HARDWARE	4
MOORING.....	4
VARIOUS EQUIPMENTS.....	5
MOTORISATION.....	5
PLUMBING.....	5
ELECTRICS	5
DECK LAYOUT	7
TRANSOM.....	7
AFT COCKPIT	7
HELM STATION	7
FORWARD COCKPIT.....	7
BOW LOCKERS	7
INTERIOR LAYOUTS.....	8
GENERALITIES.....	8
3 CABINS 3 BATHROOMS.....	9
4 CABINS 4 BATHROOMS.....	12

TECHNICAL DATAS

Length over all	12,80 m / 42'
Length	12,50 m / 41'
Beam over all	7,70 m / 25'3"
Mast clearance	20,65 m / 67'9"
Draft	1,25 m / 4'1"
Displacement (ECC)	12 t / 26 460 Lbs
Upwind sail area	90 m ² / 968 sq.ft.
Full batten mainsail	55 m ² / 592 sq.ft.
Square top mainsail (option)	59 m ² / 635 sq.ft.
Self-tacking jib	35 m ² / 377 sq.ft.
Code 0 (option)	68 m ² / 732 sq.ft.
Fresh water capacity	300 l / 79 Us Gal (+300l/79 Us Gal Option)
Fuel capacity	300 l / 79 Us Gal (+300l/79 US Gal essential equipment)
Engines	2 x 45 hp CR to 2 x 57 hp CR
Architects	Van Peteghem – Lauriot Prevost
Interior design	Nauta Design
Number of berths	6 to 12
EC Certification	A : 12 – B : 14 – C : 20 – D : 30

CONSTRUCTION

- Polyester and high quality anti-osmotic resin
- Hull and deck laminated by infusion
- Balsa core hull, solid laminate under water line, white gel coat
- Balsa core bridge deck and deck
- Laminated or glued marine plywood bulkheads

SAILS AND RIGGINGS

SAILS

- 1 high roach mainsail in Dacron with battens and LAGOON logo, 2 straps
- 1 self-tacking jib in Dacron with UV protective band on furler, 1 strap

RIGGING

- Anodized aluminum mast with mainsail track and ball-bearing
- 1 level of spreaders + diamond
- Anodized aluminum boom
- 2 encased shrouds
- 1 self-tacking jib forestay with furler
- Lazy-jack adjustable on cleat at the foot of the mast
- Deck light on the mast

RUNNING RIGGING

- 1 double purchase spectra mainsail halyard with return at the helm station
- 1 spectra self-tacking jib halyard fixed at the foot of the mast
- 1 pre-stretched mainsail sheet
- 1 pre-stretched self-tacking jib sheet
- 3 reefing lines (1st dynema)
- 1 pre-stretched self-tacking jib furling line
- 2 pre-stretched mainsail traveler car control lines

HARDWARE

- 2 manual winches 46.2 STA
- 1 mainsail track with ball-bearing
- 1 self-tacking jib track
- Anodized aluminum crossbeam with mooring point for the self-tacking jib furler, anchor roller
- Navigation lights on the forward decks and at the back of the roof

MOORING

- Composite longitudinal crossbeam with avec integrated chain run and forestay chain plate
- 8 mooring cleats (2 on the aft cross beam, 3 on port and 3 on starboard)
- 1000W 12V electrical windlass with vertical axe, gypsy (chain 10mm)
- Access to the windlass and to the anchor locker through a hatch (front starboard)

VARIOUS EQUIPMENTS

- Composite longitudinal crossbeam with safety equipment (liferaft)
- Stainless steel pulpit (wooden seat with essential equipment)
- Stanchions height: 610mm
- 2 ranges of life line

MOTORISATION

- 2 diesel engines YANMAR 4JH45 45hp common rail sail drive
- 2 blades fixe propeller
- Sea water filter
- Mechanical engine throttles at the helm station
- Air evacuation by 2 electrical air extractors (Output 300m³/H) with entrance on the aft transom
- Sound-proofing of the engine compartment with foam, access by separated hatches
- Fuel circuit :
 - 1 rotomoulded 300L tank in the starboard cabin under the floor (+300L with the essential equipment in the port cabin under the floor)
 - Fuel filter systems
 - Fuel shut off valve
 - Gauge at the general control panel

PLUMBING

Fresh water circuit:

- 300L rotomoulded fresh water tank (forward portside) with gauge at the panel (+300L in option, forward starboard (not compatible with the generator option))
- Fresh water circuit with 1 main water group in the aft port engine compartment
- 40L electric water heater, 220V/engine exchanger

Grey water:

- Shower and washbasin drain to grey water tank and automatic pump

Black water:

- 3 cabins, 3 heads version :
 - 3 tanks 80L (total 240L)
- 4 cabins, 4 heads version :
 - 4 tanks 80L (total 320L)

Bilge pumps circuit:

- 1 manual bilge pump with cockpit pump (by hull)
- 1 automatic immersed bilge pump (by hull)
- 1 manual release non-immersed bilge pump (by hull)

ELECTRICS

Power circuit:

- 2 alternators 12V 125A
- 2 start batteries 12V 110A
- 2 service batteries 12V 140Ah (4 x 140 Ah gel batteries in option)

Batteries breaker in the engine compartments (just below the hatches)

Distribution Electric panel:

- 12V General distribution panel at the chart table with protection by circuit breaker
- Ammeter, voltmeter, circuit breaker, panel lighting

Lighting:

- 12V LED outside lighting
- 1 chart table light with red LED light
- 12V LED inside lighting
- LED navigation lights
- 12V lighting in the engine compartment

DECK LAYOUT

TRANSOM

- Hot/cold deck shower on starboard
- S/s telescopic swim ladder with fixe handle on starboard
- Small storage on the sides of the transom

AFT COCKPIT

- Cockpit usable as a deck salon, protected by a hard top bimini
- "L" bench with 1 storage locker and 10 kg gas bottle under the seat
- Removable polyester cockpit table 6/8 people (1400x820mm)
- Storage locker on portside (cockpit fridge 95L or ice maker option)
- "Lazy boy" area on portside with storage locker
- Polyester fiddle anti-runoff on the sides of the cockpit
- Access to the engine compartments through hatches with gas struts
- Aft crossbeam with stainless steel backrest

HELM STATION

- Composite staircases to access from the cockpit
- Stainless steel helmsman seat
- Leather covered stainless steel steering wheel diam. 800mm
- Instruments console
- Cup holder
- USB outlet (included in the Navigation Pack option)
- Sheets bag on the starboard side of the helm station
- Winch handle holder
- Access to roof via a staircase with teak steps and s/s structure + handrail (bimini option)

FORWARD COCKPIT

- Large hatch on starboard with gas s/s struts and locker for the access to the fresh water tank
- Locker on portside with gas s/s struts (300L additional fresh water tank or generator option)
- Trampoline with nylon thread

BOW LOCKERS

- Access through opening deck hatches with locker (T60 - 507x507mm)
- Lighting
- Grey painting
- Inboard side porthole (347x171mm) (if berth option)

INTERIOR LAYOUTS

GENERALITIES

- Interior woodwork in Alpi blond oak plywood horizontal grain
- Dark brown laminated floor (Milano)
- Door to access to the cabins and bathroom without doorstep
- S/s handrail leather covered
- Stretched canvas covered ceiling in the salon
- Fabric-covered forward salon bulkhead
- Fabric-covered plywood ceiling in the owner cabin
- Polyester ceiling in the owner bathroom
- Polyester ceiling in the forward cabin
- Fabric-covered plywood ceiling in the aft cabin
- Polyester ceiling in the forward and aft bathroom
- Fabric-covered plywood on hull liner in cabins

Standing headroom

Cockpit:	2.20m
Salon:	2.00m
Forward cabin:	2.00 m
Aft cabin:	1.90 m
Bathroom:	1.90 m

Mattress and upholstery

- Marine mattresses made of multi-layer alveolar foam with several densities (tick. 130mm)
- Mattresses treatment: anti-microbial, anti-bacterial, non-allergenic, anti-dust mite
- Standard upholstery as indicated on Lagoon sample book
- Synthetic fabrics adapted to marine environment:
 - washable (40°C)
 - U.V. resistant
 - water repellent, with anti-stain treatment
- Blackout curtains in the cabins and salon

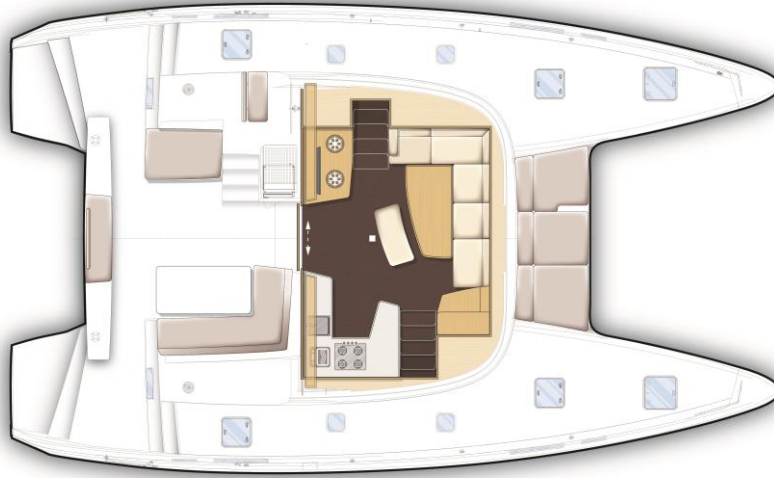
Lighting

- 12V LED ceiling spotlights
- 12V LED reading lights headboard
- 12V LED reading lights at the chart table

Available version

- 3 cabins, 3 bathrooms
- 4 cabins, 4 bathrooms

3 CABINS 3 BATHROOMS



SALON

Living room area with:

- Sliding windows in aluminum, 3 casements, with locker for the access to the cockpit (2250 x 1900mm), blocking in different positions
- Wooden salon table (Essential equipment)
 - Exchangeable with the coffee table (option)
 - Convertible in berth (option)
- 6 seats « L » bench on front starboard
- 1 fixe bench 2 seats in front of the L seating area
- 3 lockers under the bench (1 for the option air conditioning/heating)
- Stainless steel pillar
- 2 opening portholes in the front window (482x342mm)

CHART TABLE

- Large instrument console with panel to install the electronics that can be built in (finishing with soft touch paint color *Titanium*)
- 1 desk with 1 flap and 3 pencil cases
- Electric panel in the starboard companionway (Generator, water maker, AC, DC, converter controls)

GALLEY

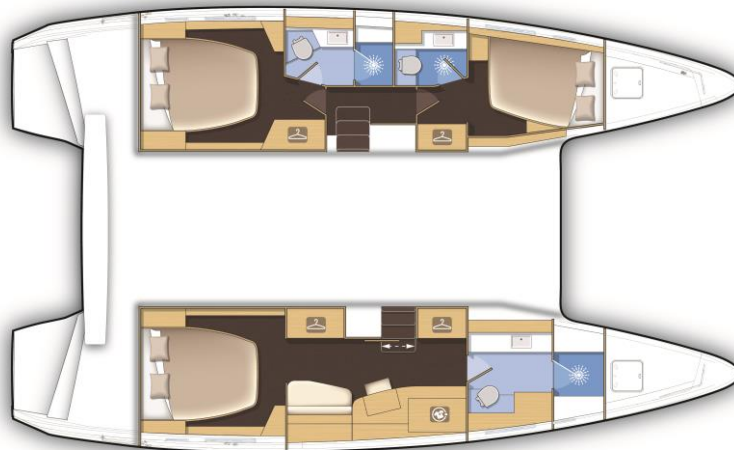
On starboard:

- « U » shape galley
- Laminated compact grey countertop
- S/s sink with hot/cold mixer tap
- 1 door with a 25L waste bin under the sink
- 1 cutlery drawer under the countertop
- 1 gas oven under the countertop
- 3 burners stove
- Storage niches under the stove
- Low storage cupboards with shelves, access from the salon
- Open storage next to the entry

- High storage cupboards
- Microwave (option)

On portside:

- Low cupboard with :
 - Open storage
 - Fridge 130L
 - Additional fridge with top access 100L (option - not compatible with ice box)
 - Ice box with top access 100L (option - not compatible with additional fridge)
 - TV on bulkhead (option)
- High storage cupboards



PORTSIDE HULL

AFT CABIN

- Double bed with front and lateral access (2,05m x 1,80m)
- 2 bed nightstands
- 1 under bed drawer
- 1 wardrobe – inboard side
- 1 storage cupboard - inboard side
- 1 opening deck hatch with dorade box (T44 - 442x442mm)
- 1 opening hull porthole (T34 - 347x171mm)
- 1 large hull fixe window in black PMMA (1200 x 420mm)
- 1 hull fixe window in black PMMA overlooking the back (230 x 1400mm)
- 1 opening hull porthole overlooking the back above the fixe window (347x171mm) (essential equipment)

AFT BATHROOM

- Composite countertop
- Washbasin with hot/cold mixer tap
- High storage : 1 shelf, 1 mirror, 2 niches
- Low storage : 1 door, 2 shelves
- Separate shower with Plexiglas door
- Manual toilet
- 1 opening deck hatch with dorade box (T10 - 260x260mm)

FORWARD CABIN

- Double bed with front and lateral access (2,00m x 1,20m x 1.30m at foot)

- 1 under bed drawer
- 1 wardrobe – inboard side
- 1 storage niche with 1 shelf – inboard side
- 1 opening deck hatch with dorade box (T44 - 442x442mm)
- 1 opening hull porthole (T34 - 347x171mm)
- 1 large hull fixe window in black PMMA (1200 x 420mm)

FORWARD BATHROOM

- Composite countertop
- Washbasin with hot/cold mixer tap
- High storage : 1 mirror, 2 niches
- Low storage : 1 door, 2 shelves
- Integrated shower
- Manual toilet
- 1 opening deck hatch with dorade box (T10 - 260x260mm)

STARBOARD HULL

OWNER CABIN

- Access from the salon through a sliding door

Sleeping area:

- Double bed with front and lateral access (2,05m x 1,80m)
- 2 bed nightstands
- 1 under bed drawer
- 1 opening deck hatch with dorade box (T44 - 442x442mm)
- 1 opening hull porthole (T34 - 347x171mm)
- 1 large hull fixe window in black PMMA (1200 x 420mm)
- 1 hull fixe window in black PMMA overlooking the back (230 x 1400mm)
- 1 opening hull porthole overlooking the back above the fixe window (347x171mm) (essential equipment)

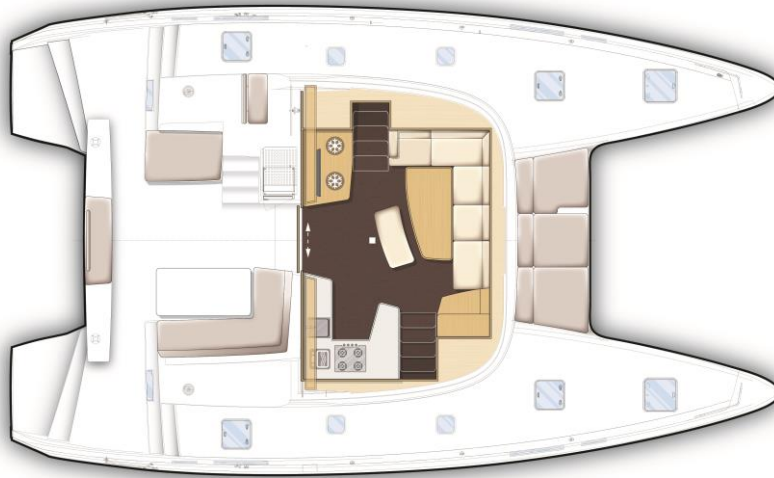
Working area:

- 1 cupboard with shelf behind the door – inboard side
- 1 wardrobe in front of the door – inboard side
- 1 sofa 2 seats – outboard side
- 1 desk with flap – outboard side
- Bookshelves – outboard side
- 1 large storage with :
 - Wardrobe in the upper part (washing machine option)
 - Cupboard with shelves in the lower part
- 2 opening deck hatch with dorade box (T10 - 260x260mm)

OWNER BATHROOM

- Composite countertop
- Washbasin with hot/cold mixer tap
- High storage : 1 shelf, 1 mirror, 4 niches above the washbasin
- High storage : 1 door with shelves above the washbasin
- Low storage : 3 doors with shelves outboard side
- Manual toilet
- Separate shower with Plexiglas door
- 1 opening deck hatch with dorade box (T44 - 442x442mm)
- 1 opening hull porthole (T34 - 347x171mm)
- 1 large hull fixe window in black PMMA (1200 x 420mm)

4 CABINS 4 BATHROOMS



SALON

Living room area with:

- Sliding windows in aluminum, 3 casements, with locker for the access to the cockpit (2250 x 1900mm), blocking in different positions
- Wooden salon table (Essential equipment)
 - Exchangeable with the coffee table (option)
 - Convertible in berth (option)
- 6 seats « L » bench on front starboard
- 1 fixe bench 2 seats in front of the L seating area
- 3 lockers under the bench (1 for the option air conditioning/heating)
- Stainless steel pillar
- 2 opening portholes in the front window (482x342mm)

CHART TABLE

- Large instrument console with panel to install the electronics that can be built in (finishing with soft touch paint color *Titanium*)
- 1 desk with 1 flap and 3 pencil cases
- Electric panel in the starboard companionway (Generator, water maker, AC, DC, converter controls)

GALLEY

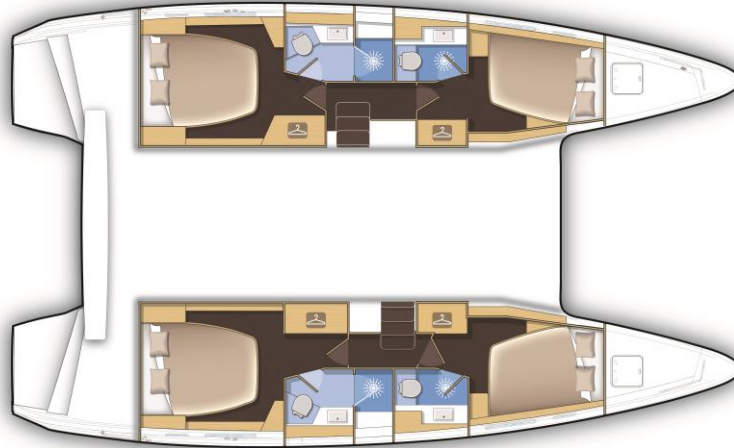
On starboard:

- « U » shape galley
- Laminated compact grey countertop
- S/s sink with hot/cold mixer tap
- 1 door with a 25L waste bin under the sink
- 1 cutlery drawer under the countertop
- 1 gas oven under the countertop
- 3 burners stove
- Storage niches under the stove
- Low storage cupboards with shelves, access from the salon
- Open storage next to the entry

- High storage cupboards
- Microwave (option)

On portside:

- Low cupboard with :
 - Open storage
 - Fridge 130L
 - Additional fridge with top access 100L (option - not compatible with ice box)
 - Ice box with top access 100L (option - not compatible with additional fridge)
 - TV on bulkhead (option)
- High storage cupboards



PORTSIDE HULL

AFT CABIN

- Double bed with front and lateral access (2,05m x 1,80m)
- 2 bed nightstands
- 1 under bed drawer
- 1 wardrobe – inboard side
- 1 storage cupboard - inboard side
- 1 opening deck hatch with dorade box (T44 - 442x442mm)
- 1 opening hull porthole (T34 - 347x171mm)
- 1 large hull fixe window in black PMMA (1200 x 420mm)
- 1 hull fixe window in black PMMA overlooking the back (230 x 1400mm)
- 1 opening hull porthole overlooking the back above the fixe window (347x171mm) (essential equipment)

AFT BATHROOM

- Composite countertop
- Washbasin with hot/cold mixer tap
- High storage : 1 shelf, 1 mirror, 2 niches
- Low storage : 1 door, 2 shelves
- Separate shower with Plexiglas door
- Manual toilet
- 1 opening deck hatch with dorade box (T10 - 260x260mm)

FORWARD CABIN

- Double bed with front and lateral access (2,00m x 1,20m x 1.30m at foot)
- 1 under bed drawer
- 1 wardrobe – inboard side

- 1 storage niche with 1 shelf – inboard side
- 1 opening deck hatch with dorade box (T44 - 442x442mm)
- 1 opening hull porthole (T34 - 347x171mm)
- 1 large hull fixe window in black PMMA (1200 x 420mm)

FORWARD BATHROOM

- Composite countertop
- Washbasin with hot/cold mixer tap
- High storage : 1 mirror, 2 niches
- Low storage : 1 door, 2 shelves
- Integrated shower
- Manual toilet
- 1 opening deck hatch with dorade box (T10 - 260x260mm)

COQUE TRIBORD

AFT CABIN

- Double bed with front and lateral access (2,05m x 1,80m)
- 2 bed nightstands
- 1 under bed drawer
- 1 wardrobe – inboard side
- 1 opening deck hatch with dorade box (T44 - 442x442mm)
- 1 opening hull porthole (T34 - 347x171mm)
- 1 large hull fixe window in black PMMA (1200 x 420mm)
- 1 hull fixe window in black PMMA overlooking the back (230 x 1400mm)
- 1 opening hull porthole overlooking the back above the fixe window (347x171mm) (essential equipment)

AFT BATHROOM

- Composite countertop
- Washbasin with hot/cold mixer tap
- High storage : 1 shelf, 1 mirror, 2 niches
- Low storage : 1 door, 2 shelves
- Separate shower with Plexiglas door
- Manual toilet
- 1 opening deck hatch with dorade box (T10 - 260x260mm)

FORWARD CABIN

- Double bed with front and lateral access (2,00m x 1,20m x 1.30m at foot)
- 1 under bed drawer
- 1 wardrobe – inboard side
- 1 storage niche with 1 shelf – inboard side
- 1 opening deck hatch with dorade box (T44 - 442x442mm)
- 1 opening hull porthole (T34 - 347x171mm)
- 1 large hull fixe window in black PMMA (1200 x 420mm)

FORWARD BATHROOM

- Composite countertop
- Washbasin with hot/cold mixer tap
- High storage : 1 mirror, 2 niches
- Low storage : 1 door, 2 shelves
- Integrated shower
- Manual toilet
- 1 opening deck hatch with dorade box (T10 - 260x260mm)



162, quai de Brazza
CS 81217
33072 Bordeaux Cedex - France
Tél. 33 + (0) 557 80 92 80
E-mail : info@cata-lagoon.com
www.cata-lagoon.com